



Picture credits: left: AD plant in Middlesborough, United Kingdom © Bioconstruct New Energy Ltd.; top right: biowaste © Bildagentur PantherMedia / lightsource; bottom right: dry digestate © Hitachi Zosen Inova AG.

Market Study Biowaste AD in Europe

Plants – Projects – Players – Trends

Extract

April 2022

ecoprolog GmbH

Market Study Biowaste AD in Europe

As current main drivers on the market, the EU legislation on waste and renewable energies have created a new boom of the fermentation of biowaste in Europe. EU waste legislation provides for the introduction of mandatory separate collection for biowaste in the EU from 2024.

Simultaneously, according to the 2018 amendment of the EU Waste Framework Directive, at least 55% of municipal waste must be recycled by 2025. This target increases to 60% by 2030 and 65% by 2035. The expansion of organic household waste collection is one of the most important instruments for implementing recycling targets in practically all EU countries.

The second important driver is EU policy and the expansion of renewable energies, with biomethane playing a vital role. While biogas is conventionally used to generate electricity, the importance of biomethane as a fuel and on the heating market has increased in recent years. Unlike in the electricity market, alternatives to fossil sources for fuel are limited, which had already been proven true before new changes in the political landscape resulting from the war of aggression in Ukraine.

In light of these developments, ecoprolog has decided to update its biowaste study from 2014.

The „Market Study Biowaste AD in Europe“ contains:

- A detailed analysis of all major political, economic, operational and technical trends in the construction and operation of biowaste AD plants.
- An overview of cost and revenue structures of biowaste AD plants.
- A country-specific estimate of the addition of biowaste AD capacities in the municipal market up to and including 2030 based on a transparent and comprehensible methodology.
- A competitive analysis at the level of operators and technology providers/EPC contractors in the European biowaste AD market.
- A representation of more than active 950 biowaste AD plants and a project list of more than 250 new projects, of which more than 40 are under construction and more than 200 are planned or under discussion.
- **In addition, purchasers of the study will get 12-month access to our [Biogas database](#).** Find detailed data on all biowaste AD plants and projects (as far as known), for example in terms of input capacity, energy generation capacity, operators or equipment suppliers.
- Our weekly updated database [waste & bio Data](#) (biogas module) contains information on more than 8,400 biogas plants and more than 1,700 biogas projects worldwide, including Excel downloads of active plants and the biogas project tracker.

The study is available starting at 4,200.- € plus VAT. Clients of our waste & bio Infrastructure Monitor receive a discount starting at 600.- €. **Please find detailed price and product information at the end of this extract.**

Contact: **Richard Mertens**, +49 (0)221 788 03 88 13, r.mertens@ecoprolog.com

Preface		9	
Management Summary		11	
Background		15	
1 Delimitation, definitions		16	
1.1 Classification in waste management		16	
1.2 AD plants, biowaste AD plants		17	
1.3 Biogas, Biomethane		17	
1.4 Biowaste, other waste, agrarian substrates		18	
1.5 Other treatment		20	
1.6 Geographical delimitation		21	
2 Plant technology – procedure and functions		23	
2.1 Delivery and processing of the biowaste		23	
2.2 Fermentation technologies		23	
2.3 Using the biogas		28	
2.4 Utilisation of fermentation residues		30	
3 Costs and revenues of biowaste AD plants		31	
3.1 Total investment costs		31	
3.2 Investments costs by type of cost		34	
3.3 Current Costs		36	
3.4 Revenues		37	
3.5 Future development		40	
4 Market factors		41	
4.1 EU-legislation and separate collection		41	
4.2 Legislative Framework for the promotion-of renewable energies at EU-level		46	
4.3 MBT vs. Separate collection		51	
4.4 Composting vs. fermentation		53	
4.5 Foreign matter, plastic input		57	
4.6 Disposal of digestates		59	
4.7 Co-fermentation decreases		61	
5 Existing plants		64	
6 Market		68	
7 Competition		71	
7.1 Operators		71	
7.2 Technology providers/EPC-Contractors		73	
8 Länderkapitel		76	
8.1 Austria	77	8.11 Germany	147
8.2 Belgium	85	8.12 Greece	158
8.3 Bulgaria	91	8.13 Hungary	163
8.4 Croatia	98	8.14 Iceland	167
8.5 Cyprus	110	8.15 Ireland	172
8.6 Czech Republic	115	8.16 Italy	176
8.7 Denmark	122	8.17 Latvia	180
8.8 Estonia	133	8.18 Lithuania	188
8.9 Finland	139	8.19 Luxembourg	194
8.10 France	144	8.20 Malta	201

8.21	Netherlands	207	8.27	Slovenia	241
8.22	Norway	213	8.28	Spain	249
8.23	Poland	217	8.29	Sweden	255
8.24	Portugal	224	8.30	Switzerland	260
8.25	Romania	231	8.31	United Kingdom	272
8.26	Slovakia	236			
Glossary					275

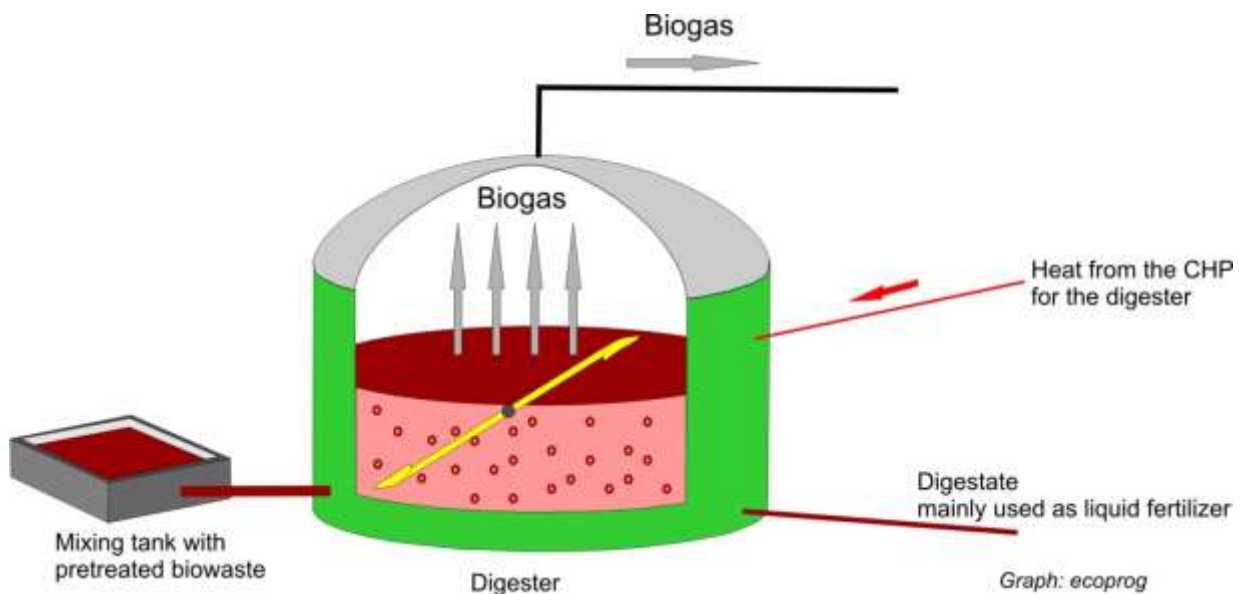
Figure 1: waste and bio Matrix, ecoprolog	8
Figure 2: Energetic use of biogas.....	10
Figure 3: Mass flows at AD plants.....	14
Figure 4: Plant types for the treatment of biowastes.....	15
Figure 5: Examined area	16
Figure 6: Exemplary delivery and processing of biowaste	18
Figure 7: Cylindrical digester	19
Figure 8: Example of a plug-flow digester.....	20
Figure 9: Vertical fermenter	21
Figure 10: Garage digester.....	22
Figure 11: Ways of using the biogas and the generated energy.....	23
Figure 12: Evaluation of investment costs.....	26
Figure 13: Examples of investment costs of biowaste AD plants.....	27
Figure 14: Exemplary investment costs for a biowaste AD plant (30.000 t/a) in Germany.....	27
Figure 15: Exemplary current costs of a biowaste AD plant	30
Figure 16: Exemplary energy revenues calculation for a biowaste AD plant.....	31
Figure 17: Evaluation of market factors.....	35
Figure 18: Waste management hierarchy	36
Figure 19: Recycling rate of municipal waste.....	37
Figure 20: Emission abatement criteria of der RED II.....	42
Figure 21: Design of an MBT plant.....	44
Figure 22: Biowaste AD plants in Europe.....	56
Figure 23: Number of biowaste AD plants by country	57
Figure 24: Biowaste AD plant capacities by country	58
Figure 25: Average age of biowaste AD plants	59
Figure 26: Estimation of the expansion potential of biowaste AD plants by 2030, by country.....	60
Figure 27: Known biowaste AD projects by country.....	61
Figure 28: Market shares of the largest plant manufacturers for biowaste AD plants	66
Figure 29: Disposal of municipal waste in Austria.....	70
Figure 30: Existing biogas plants in Austria	71
Figure 31: Locations of plants and projects in Austria	72
Figure 32: Disposal of municipal waste in Croatia	84
Figure 33: Croatia, biogas auctions.....	85
Figure 34: Disposal of municipal waste in Cyprus.....	88
Figure 35: Disposal of municipal waste in the Czech Republic.....	91
Figure 36: Czech Republic, projects for biowaste AD plants	93
Figure 37: Disposal of municipal waste in Denmark	96
Figure 38: Denmark, projects for biowaste AD plants.....	98
(...)	
Figure 130: Disposal of municipal waste in Slovenia	265
Figure 131: Disposal of municipal waste in Spain.....	268
Figure 132: Spain, projects for biowaste AD plants	269
Figure 133: Disposal of municipal waste in the United Kingdom	270
Figure 134: United Kingdom, projects for biowaste AD plants.....	275

desired temperature. Both the isolation and the heating system is installed in the fermenter's walls and, partly, in its pipe systems.

Depending on the type of biomass, different types of fermenters work better or worse for a smooth use. Fermenters can mainly be differentiated by the mixing degree of the fermentation material. Solid state fermentation technologies with a low mixing degree work best for fermenting biowaste. Wet fermentation, which is very common in the agricultural sector and has a high mixing degree, only works with an extensive pretreatment or by blending the heterogenic biowaste.

We will present the four most common types of fermenters for fermenting biowaste in the following:

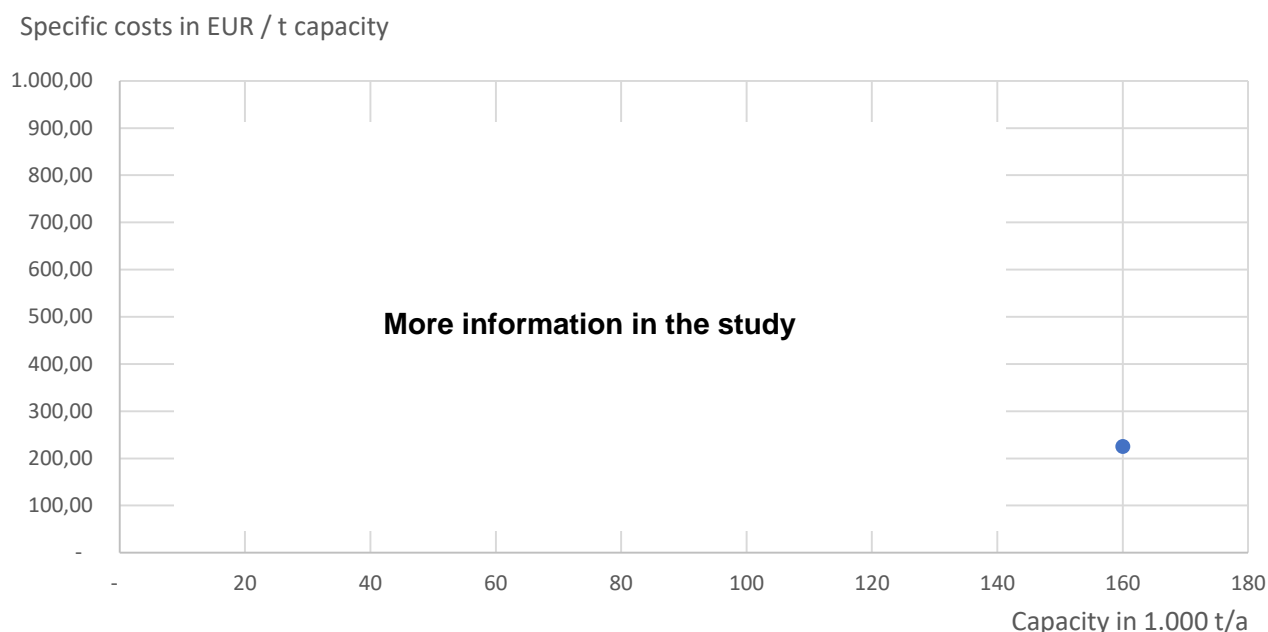
Figure 1: Cylindrical digester



Cylindrical fermenter (CSTR)

Biogas plants with a cylindrical fermenter using a continuous stirred-tank reactor (CSTR) are the most common. This fermenter works especially well for fermenting mainly wet substrates. A stirrer mixes the fermentation material completely. When using biowaste, which is a heterogeneous substrate, this can result in problems. The biowaste therefore has to be pretreated extensively and homogenised before it can be pumped into the fermenter as a fermentation material. In many cases, the biowaste is mixed with other, oftentimes more liquid, substrates in order to make the material pumpable and mixable.

Abbildung 12: Evaluation of investment costs



However, the costs do not only depend on the size of a plant, but also on the country a plant is located in. The average costs in Germany, where composting of the digestate is mandatory, amount to between EUR 600 and EUR 700/t. In France, on the other hand, most of the (few) cost examples are between EUR 300 and EUR 400/t.

In principle, costs can be expected to increase further in the future. This is not only due to the general increase in raw material and material prices since 2020, but also to standards that continue to increase. In Germany, for example, the TA Luft and the Bio-waste Ordinance have resulted in increased standards for exhaust air purification and pre-sorting. In the future, costs of up to EUR 1,000/t cannot be excluded.

Abbildung 13: Examples of investment costs of biowaste AD plants

Name	Country	Status	Capacity, kt	Start	Biogas/ Biomethane	Invest, EUR/t
...
...
...	...	More information in the study		
...
...
...
...

Source: various, mainly press releases

1.1 Estonia

Population [million]	1.33	Number of plants	2
Total biowaste [thousand t]	n/a	Fermentation capacity [thousand t]	80
Biowaste per inhabitant [kg/inhab.]	n/a	Power generation capacity [MWel]	1
Max. biogas remuneration [EUR/MWhe]	53.70	Average age	12

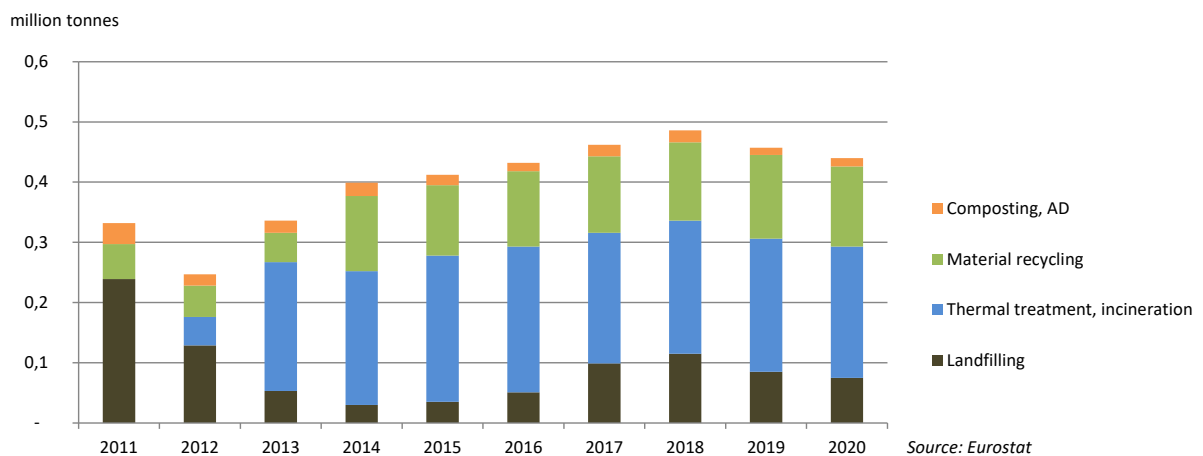
Management summary

As an alternative to landfilling, incineration has increased in recent years in Estonia. Estonia has a large WtE and three MBT plants, and therefore high capacities for the treatment of municipal waste. Today, separately collected biowaste from households mainly goes to composting; two biowaste AD plants are under construction and in the planning phase, respectively.

Background waste management

In Estonia, the municipalities are responsible for organising the municipal waste collection, which is then carried out by private waste disposal companies. The kerbside collection of biowaste is especially well-organised in urban areas, where the biowaste is mostly collected from several blocks of houses.

Figure 126: Disposal of municipal waste in Estonia



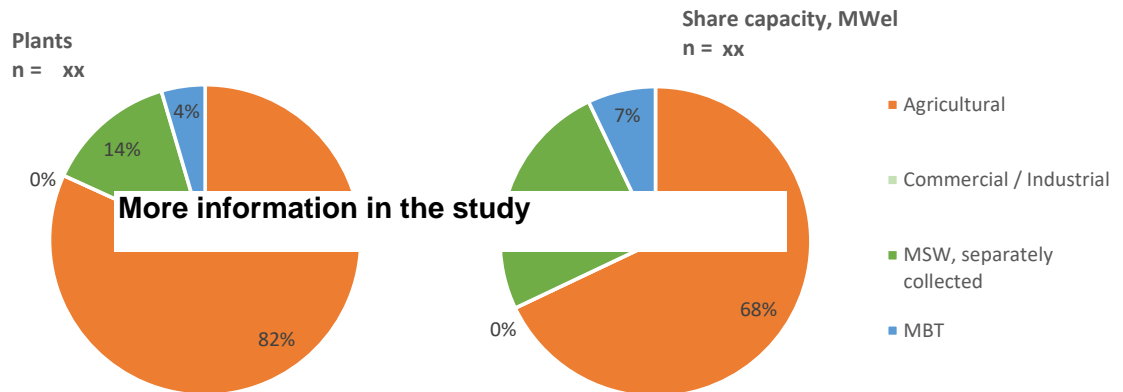
According to the European Commission's Environmental Implementation Review 2019, separate collection is not efficient in Estonia. The kerbside collection of municipal waste has not been implemented consistently enough, says the report. Furthermore, even though there was an obligation to collect food waste separately, many exceptions existed.

(...)

Plants

According to our data, **XX** biogas plants were active in Ireland in early 2021. **XX** of them mainly accept biowaste and **XX** of those process separately collected biowaste from households. One of these biowaste AD plants treats sewage sludge as well. The fourth plant mainly handles MBT waste and smaller amounts of separately collected household biowaste.

Figure 126: Existing biogas plants in Ireland



Source: ecoprog, missing data and data for biomethane plants were interpolated

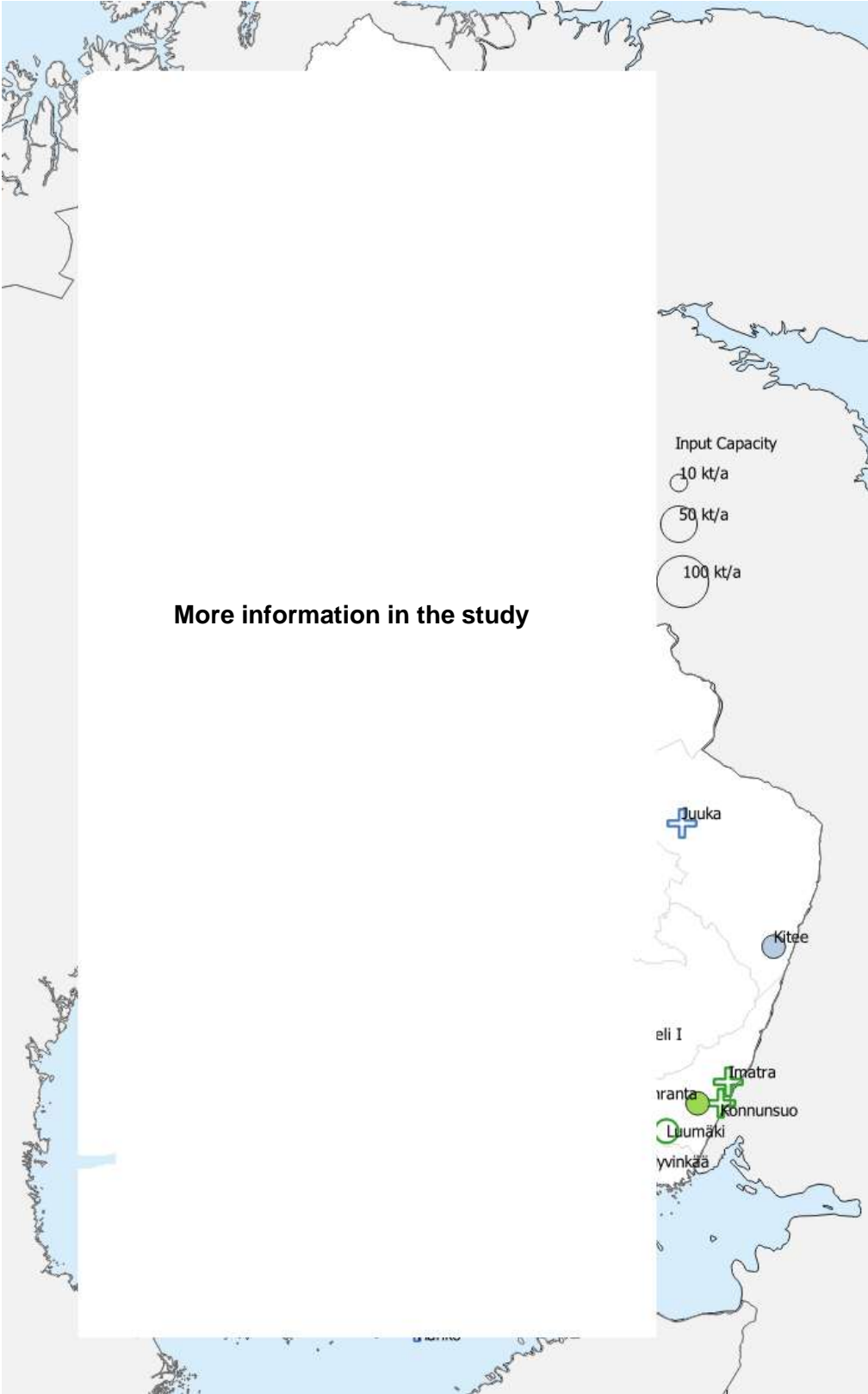
The oldest of the four plants went into operation in 2012 and is located in **XXXX**. It co-ferments MBT residues. The other three plants went into operation between 2017 and 2019. The plant in **XXXX** has a total capacity of **XX** kt/a, approximately **XX** kt/a comes of which from an MBT plant and **XX** kt/a are separately collected biowaste, and is therefore similar in size to the **XXXX** plant, which also has a capacity of around **XX** kt/a. We are not aware of the capacities of the other two plants. All plants have estimated electrical outputs between **XX** and **XX** MWel. The **XXXX** plant also produces biomethane.

Market development

Since 2017, activities on the market for biowaste AD plants have been increasing. **XX** plants were commissioned in the past 3 years, mainly because of the increasing implementation of the separate collection of biowaste in recent years. Another major project, an **XX** kt/a biomethane plant, is currently being developed (as of October 2021) in **XXXX**.

(...)

Abbildung 51: Locations of plants and projects in Finland



Another facility is planned in **XXXX**, which was originally planned to start operations in 2021. However, we do currently not know whether this has already happened. The feasibility of the project in **XXXX** with a capacity of 50 kt/a will be reviewed on behalf of the City of Prague.

Figure 126: Czech Republic, projects for biowaste AD plants

#	Plant	Status	Start	Input Type	Input (t/a)	kWel	
1	Line	Under construction	n. a.	Mun.	n. a.	Biomethane	
2	...	More information in the study			
3	
4	

Details per project and the project tracker are available as download in MS Excel and are available online in the w&b Data module; By buying the study, you have access to these data for 12 months.

Assuming a volume of about 50 kilograms of biogas per inhabitant in the Czech Republic in the medium term, this would be a quantity of about 530 kt/a. How much of this is currently already being treated in biogas plants, is not known; however, it is presumably significantly less than **XXX** kt/a.

Our market forecast assumes a potential of **XXX** kt/a by 2030. This already includes the projects mentioned.

Competition

Competition in the market for biogas plants mainly takes place in the area of agricultural plants. Many operators are agricultural cooperatives or companies, but also fertiliser manufacturers.

Different companies from the energy and waste management sector operate the AD plants for separately collected biowaste, e.g., the waste disposal company Depos **XXXX** or the company **XXXX**, which has been part of the **XXXX** since 2019. Of the operators we are aware of, most are private companies.

The plant manufacturers are mainly known to us in the agricultural sector. These include companies such (...).

Existing plants

Details on plants and projects and the download of certain data in MS Excel are available online in our online database waste & bio Data (Biogas module); by buying the study, you have access to these data for 12 months.

#	Plant	Type	Energy	Capacity, t/a	Capacity, Mwel	
1	Bzenec	Ind./Comm.	Electr.	k. A.	k. A.	
2	
3	...	More information in the study		

Price and product information

You can order the market report here:

<https://www.ecoprolog.com/publikationen/energiewirtschaft/vergaerung-von-bioabfaellen-in-europa.htm>

Price models:

- Single-user version: 4,200.- €*
- Company version: 8,400.- €*
- Corporate version, Price on request

Product information:

Single-user copy: personal copy (personalised and password-protected PDF file, sent via email)

Company version: company-wide copy (legal entity), PDF file, sent via email

Corporate version: for different, legally connected companies (e.g. sister companies, subsidiaries abroad). Price depends on number of companies and employees.

Includes 12-month access to waste & bio Data (biogas module) and the biogas project tracker.

Subscribers to our waste & bio Infrastructure Monitor ([Info](#) | [Order](#)) receive a discount of 600.- € (1,200.- € discount in case of a company version).

Options: List of more than 950 biowaste AD plants and more than 250 projects in MS Excel. Includes location, capacity, throughput, operator (if available). Only available in combination with a company or corporate version. Price: 4,200.- €*.

Additionally, you can buy a printed copy of the study (hardcover). Price: 150.- €.

[Here](#) you find an overview of all our prices, including all discounts.

* plus 19% VAT for customers within Germany and EU customers without a VAT ID.

ecoprolog GmbH • Krefelder Str. 18 • 50670 Cologne, Germany • +49 221 788 03 88 0 • District Court Cologne, # HRB 56660 • Tax number: 215/5813/1709 • VAT ID: DE814576618 • www.ecoprolog.com